



Digation Kora: Comparison to New Digation and General Overview

Digation has introduced Digation Kora which includes a new interface to their ePortfolio software. It is more icon driven and uses drop down menus to search.

Once you are in a Portfolio, the functionality is the same. Only the dashboard and navigation interface to ePortfolios has changed. Below is a comparison and description of the changes.

Contents

1. ACCESSING DIGICATION KORA.....	2
2. COMPARISON – NEW DIGICATION AND DIGICATION KORA.....	2
3. NAVIGATION IN DIGICATION KORA	3
4. HOME/MY EPORTFOLIOS IN DIGICATION KORA.....	3
5. SEARCHING IN DIGICATION KORA.....	4
6. NEW FEATURES IN DIGICATION KORA	5
7. CREATING A NEW EPORTFOLIO IN DIGICATION KORA	5

1. ACCESSING DIGICATION KORA

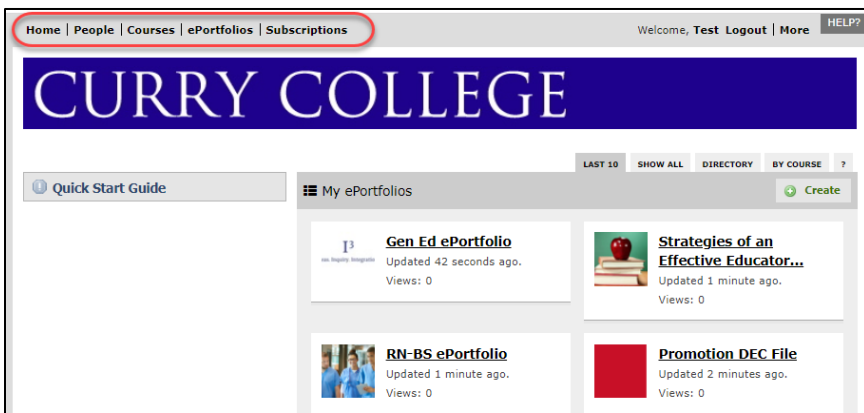
The icon on the Portal to login to Digication Kora is the same:



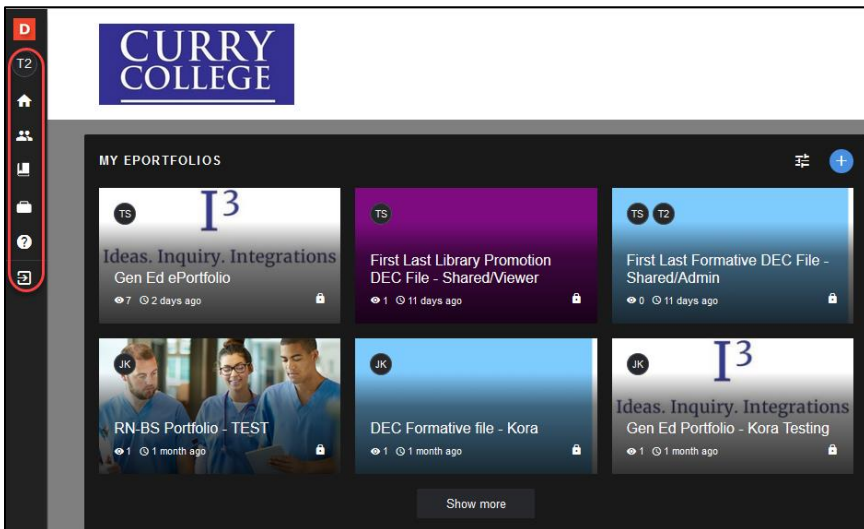
2. COMPARISON – NEW DIGICATION AND DIGICATION KORA

The landing page in Digication Kora looks different. Below is a screenshot showing the difference between New Digication and Digication Kora.

New Digication – navigation is at the top:



Digication Kora – navigation is on the left side (and there is a lot more color):

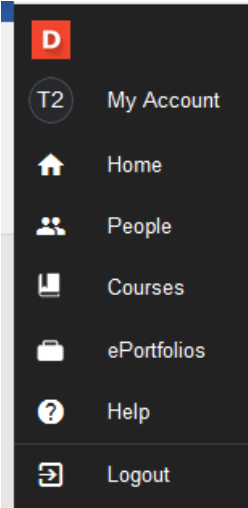


3. NAVIGATION IN DIGICATION KORA

In Digication Kora click on the D to expand the navigation menu:

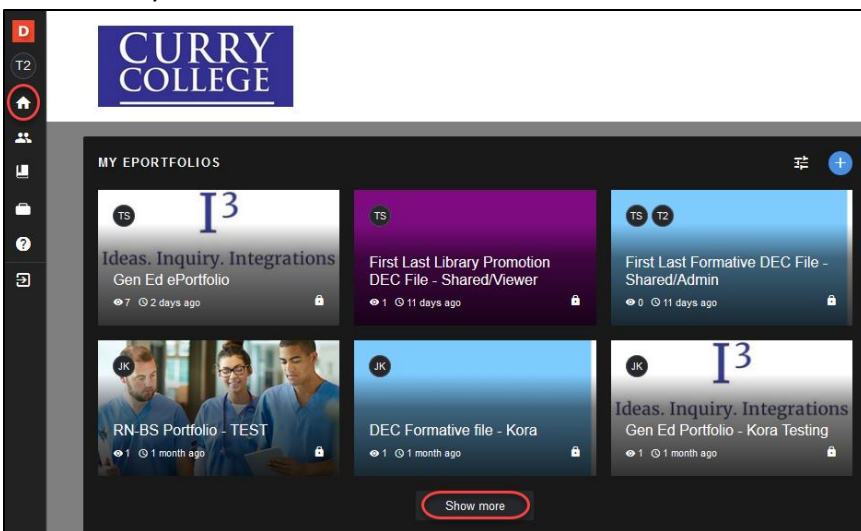


There you will see various options listed: ePortfolios, Courses, People, etc.:



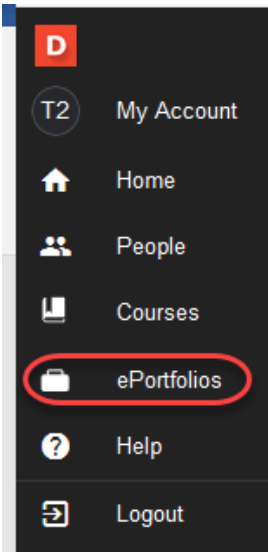
4. HOME/MY EPORTFOLIOS IN DIGICATION KORA

To access MY EPORTFOLIOS click on Home. You will see up to six ePortfolio thumbnails. Click on Show more to see up to fifteen of your ePortfolio thumbnails:

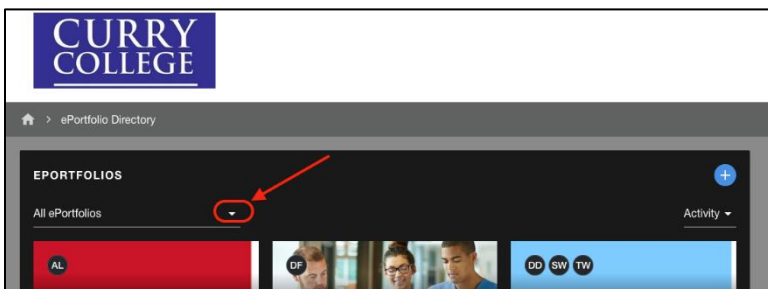


5. SEARCHING IN DIGICATION KORA

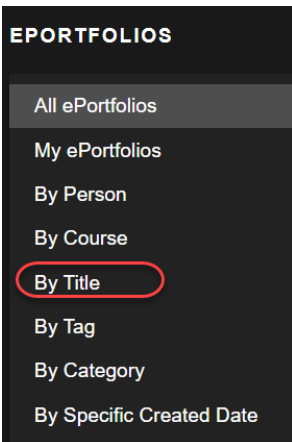
To search for ePortfolios click on ePortfolios:



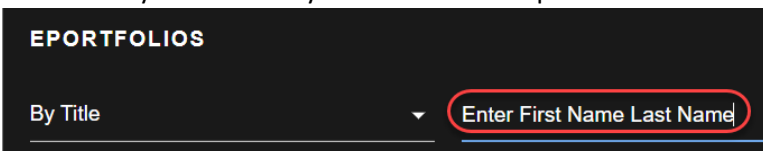
Click on the down arrow next to All ePortfolios to Search:



You will see the same Search options that you are familiar with. We still recommend you Search for an ePortfolio By Title for best results:



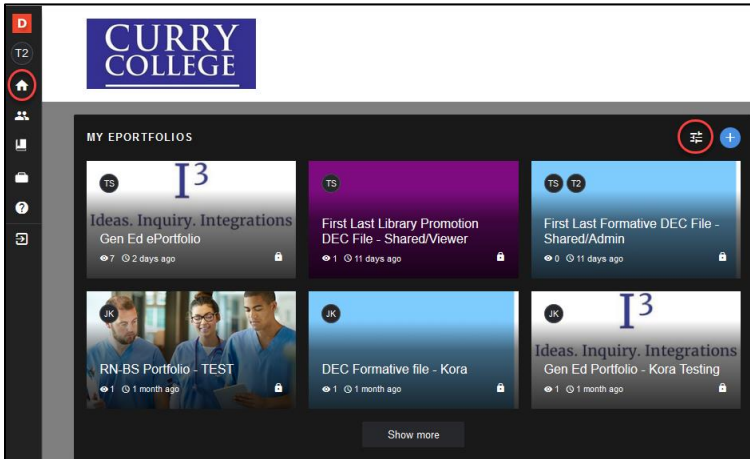
To search by title select By Title from the drop down menu then enter a first and last name:



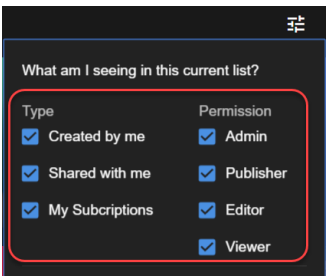
6. NEW FEATURES IN DIGICATION KORA

FILTERING MY EPORTFOLIOS:

This is a new feature. To filter MY EPORTFOLIOS click on Home then click on the filter icon:

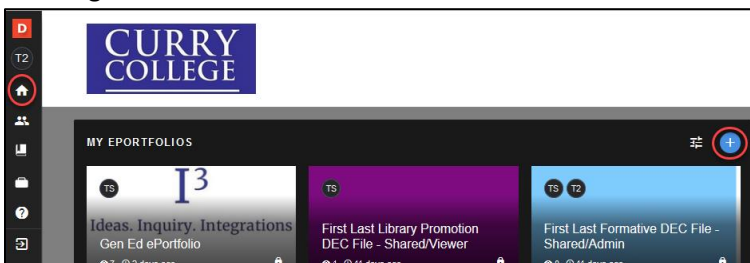


Select from the filter viewing options by Type and Permission:



7. CREATING A NEW EPORTFOLIO IN DIGICATION KORA

To create a new ePortfolio click on Home then click on the blue/white plus sign and the steps are exactly the same as New Digication:



Begin by giving your Portfolio a name, choose the template, etc.:

